

Kindergarten & 1st Grade Music Bingo

Try to complete 1 square each day or 5 squares each week. You can repeat any square that you like!

Teach your parents the movements to 2 different songs.	Create new movements to one of our songs.	Move like a mouse, then move like an elephant.	Have a conversation in your Elephant Voice.	Sing the same song three times. Go in a different room each time.
Draw lines on a piece of paper and sing them.	Make your own drum out of things you find in your home.	Make your voice sound like a Slide Whistle.	Listen to slow music and practice moving slowly.	Listen to music and march around the room. Freeze in different shapes.
Use a stuffie as a Buddy and perform motions while you listen to a song.	Sing a song while balancing on one foot	Use any device to record yourself singing a song.	Draw different lines, and walk that path on the floor.	Go outside and sing a few songs.
Dance with just one part of your body: finger, elbow, eyebrow, etc.	Sing to your stuffed animals or a pet.	Tell your family about music class instruments (drums, cow bell, etc.).	Create new movements to one of our songs.	Sing a song while balancing on one foot
Have a conversation in your Butterfly Voice.	Draw a violin while you listen to music.	Sing a song about animals.	Ask your family to share their favorite songs with you.	Think of words the rhyme, then make up a song using those words.

Songs with Movement and Motions:

Johnny Works with One Hammer

Sing When the Spirit Says Sing

Bling Blang

A Sailor Went to Sea

Johnny Works with One Hammer

Down Down Baby

All Around the Kitchen

The Tree Song

Razzamma Tazzamma

Songs to Sing and Play:

Welcome Boys and Girls

Miss Lucy

This Old Man

Bling Blang

This is My Violin

Riverbend School Song

Old King Glory on the Mountain

This Land is Your Land



Wáa sá i yatee?

The Hook Song

***If you have internet access and would prefer online music activities (updated weekly!) please refer to our school YouTube channel or my website <https://mrsrickermusic.weebly.com/>

Second & Third Grade Music Bingo

Try to complete 1 square each day or 5 squares each week. You can repeat any square that you like!

Practice singing a song Forte and Piano.	Draw different lines on piece of paper, and sing those lines.	Listen to music and march around the room. Freeze in different shapes.	Sing a song to yourself in a mirror.	Make up springtime words for Jingle Bells.
Draw different lines, and walk that path on the floor.	Ask your family to share their favorite songs with you.	Sing a song about animals to your stuffed animals or pet.	Sing a song while balancing on one foot	Perform a song using all four voices: sing, whisper, speak, shout.
Draw a xylophone and practice playing the steady beat to a song.	Sing and play the game for Cut the Cake or Closet Key.	Fill each circle on the back with ta, titi, rest 	Perform beat motions while you listen to a song.	Find objects in your home that make high sounds and low sounds.
Go outside and sing a few songs.	Create new movements to one of our songs.	Practice drawing treble clefs. 	Think of words the rhyme, then make up a song using those words.	Draw a violin or other instrument while you listen to music.
Teach your family how to do the dance to Noble Duke of York.	Teach your family one of the Tlingit Songs you learned from Ms. Hobson or Ms. Ricker.	Dance with just one part of your body: finger, elbow, eyebrow, etc.	Sing the same song three times. Go in a different room each time.	Make your own drum out of things you find in your home.

Selected List of Songs, Chants, and Dances:

Riverbend School Song

Alaska Flag Song

This Land is Your Land

Wáa sá i yatee?

The Hook Song

Cut the Cake

Down, Down, Baby

Whacky Do, Re, Mi

Doe a Deer

Head and Shoulders Baby

Noble Duke of York

Mail Myself to You

Alabama Gal (Just 3rd Grade)

Heel and Toe Polka









To make a treble clef:

1. Long skinny
hook

2. Add loop at
the top right

3. Bigger loop
to the left

4. Swirl it
around





***If you have internet access and would prefer online music activities (updated weekly!) please refer to our school YouTube channel or my website

<https://mrsrickermusic.weebly.com/>

Fourth & Fifth Grade Music Bingo

Try to complete 1 square each day or 5 squares each week. You can repeat any square that you like!

<p>Teach your family about the four families of instruments.</p>	<p>Read an article about a musician you admire.</p>	<p>Practice drawing treble clefs.</p> 	<p>Draw a picture of an instrument you want to learn more about and send it to Ms. Ricker.</p>	<p>Go outside and sing a few songs.</p>
<p>Draw a picture of a brass instrument while you listen to music.</p>	<p>Use a device to record yourself singing or playing a song.</p>	<p>Sing the musical alphabet starting on each letter.</p>	<p>Sing the Riverbend School Song while closing your eyes and balancing on one foot.</p>	<p>Ask your family to share their favorite songs with you.</p>
<p>Create a rhythm using the circles on the back.</p> 	<p>Play and sing a concert for your stuffed animals or pets.</p>	<p>Make up springtime words for Jingle Bells.</p>	<p>Create new movements to one of our songs.</p>	<p>Create a cup passing game to go with your favorite song.</p>
<p>Sing a song to yourself in a mirror.</p>	<p>Make your own drum out of things you find in your home.</p>	<p>Make a list of everything you hear today (birds, vacuum cleaner, etc.)</p>	<p>Perform body percussion while you listen to a song. Stomp, Pat, Clap, and Snap</p>	<p>Perform the Alaska Flag Song (with ASL) for your family.</p>
<p>Practice an instrument outside.</p>	<p>Listen to music and draw a picture of how that music makes you feel.</p>	<p>Teach your family one of the Tlingit Songs you learned from Ms. Hobson or Ms. Ricker.</p>	<p>Read a picture book and imagine how it could be turned into a musical.</p>	<p>Draw a music staff and label the lines and spaces.</p>

Selected List of Fourth & Fifth Grade Songs, Chants, and Dances:

Riverbend School Song

Best Day of My Life

Alaska Flag Song

Counting Stars

Star Spangled Banner

A Million Dreams (5th Grade)

America the Beautiful

Doe a Deer

America for Me

Wáa sá i yatee?

Simple Gifts

The Hook Song

Musical Alphabet: A B C D E F G









To make a treble clef:

1. Long skinny hook

2. Add loop at the top right

3. Bigger loop to the left

4. Swirl it around



***If you have internet access and would prefer online music activities (updated weekly!) please refer to our school YouTube channel or my website

<https://mrsrickermusic.weebly.com/>